


# NBI Jarislowsky Fraser Select Canadian Equity Fund

Category: Canadian Focused Equity

## Quick Facts

The fund's investment objective is to achieve long-term capital growth by investing in a portfolio comprised mainly of equity securities of large-capitalization Canadian issuers. The fund may invest up to 49% of its assets in foreign securities.

### INVESTMENT HORIZON



### FUND VOLATILITY



STYLE	SECTOR DEVIATION	MARKET CAPITALIZATION
Value	Minimal	Small
Blend	Moderate	Mid
Growth	Wide	Large
Quantitative		

<b>Minimum Initial Investment:</b>	\$10,000
<b>Subsequent Investment:</b>	\$1,000
<b>Systematic Investment:</b>	n/a
<b>Distribution Frequency:</b>	Annually
<b>Assets Under Management (\$M):</b>	\$91.8
<b>Price per Unit:</b>	\$15.11
<b>Inception Date:</b>	October 7, 2010
<b>Value of \$10,000 since inception:</b>	\$15,595

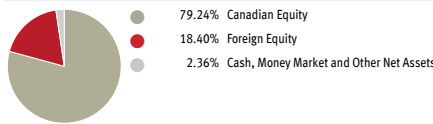
**Benchmark Index:** S&P/TSX Composite (95%)  
FTSE TMX Can. 91 T-Bills (5%)

**Management Fee/MER:** 0.75% / 0.95%

**Portfolio Manager:** Jarislowsky, Fraser Limited

**Management Team:** Bernard Gauthier  
Charles Nadim  
Margot Ritchie

### Portfolio Asset Mix (% of Net Assets)



### Top Holdings (%)

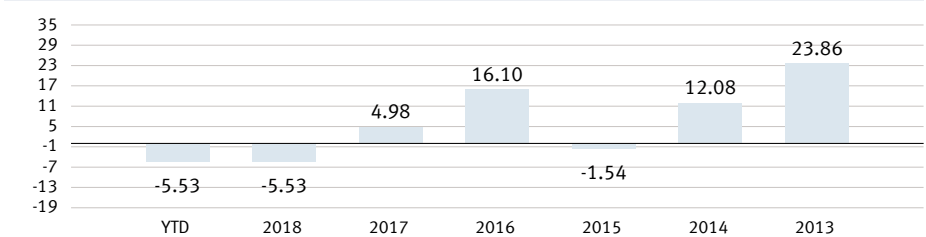
Toronto-Dominion Bank	5.99
Royal Bank of Canada	4.88
Canadian National Railway Co.	4.80
Enbridge Inc.	4.63
Bank of Nova Scotia	4.38
Alimentation Couche-Tard Inc.	3.60
Manulife Financial Corp.	3.41
Nutrien Ltd.	3.38
Open Text Corp.	2.86
CGI Group Inc.	2.82
<b>Total of Top Holdings of the Fund (% of Net Assets):</b>	<b>40.75</b>
<b>Total Number of Securities Held:</b>	<b>56</b>

### Sector Allocation (%)

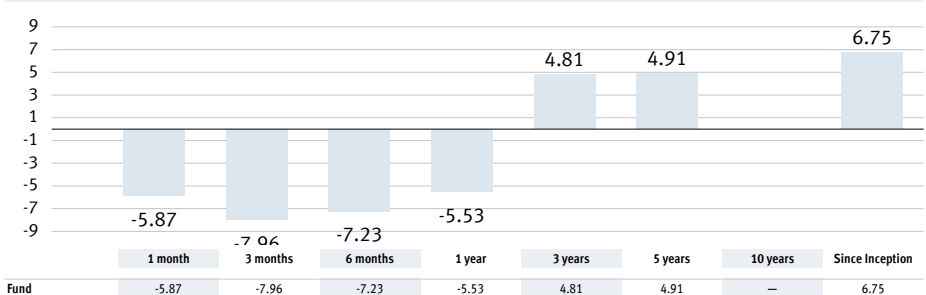
Financials	33.00
Energy	13.43
Industrials	12.18
Consumer Staples	11.19
Information Technology	10.84
Consumer Discretionary	8.84
Materials	5.67
Health Care	3.83
Utilities	1.02

**Gross Current Yield (%)<sup>1</sup>** 2.93

### Annual Returns (%)



### Annual Compound Returns (%)



<sup>1</sup> Annual income paid by a bond or a stock, expressed as a percentage of its current market price. It does not include any capital gains or losses that may be realized upon maturity.

<sup>†</sup> © 2018 Morningstar Research Inc. All rights reserved. Morningstar Ratings reflect performance as of December 31, 2018 and are subject to change monthly. Please carefully read the legal notices contained in the disclosure page.

As at December 31, 2018

# NBI Jarislowsky Fraser Select Canadian Equity Fund

Category: Canadian Focused Equity



## Disclosure

NBI Mutual Funds (the "Funds") are offered by National Bank Investments Inc., a wholly owned subsidiary of National Bank of Canada. Commissions, trailing commissions, management fees and expenses all may be associated with investments in the Funds. Please read the prospectus of the Funds before investing. The indicated rates of return are the historical annual compounded total returns which include changes in the value of securities and reinvestment of all distributions and do not take into account sales, redemption, distribution or optional charges or income taxes payable by any unitholder that would have reduced returns. The Funds' securities are not insured by the Canada Deposit Insurance Corporation or by any other government deposit insurer. For money market funds, there can be no assurances that a fund will be able to maintain its net asset value per security at a constant amount or that the full amount of the investment in a fund will be returned. The Funds are not guaranteed, their values change frequently and past performance may not be repeated.