

NBI Jarislowsky Fraser Select Income Fund

Category: Canadian Fixed Income Balanced




Quick Facts

The fund's investment objective is to provide regular income and to achieve moderate capital growth by investing in a diversified portfolio comprised primarily of Canadian fixed income and equity securities. The fund may invest approximately 30% of its assets in equity or fixed-income securities of foreign issuers.

INVESTMENT HORIZON



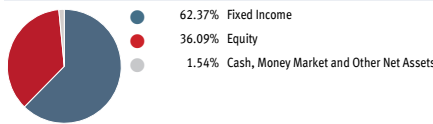
FUND VOLATILITY



STYLE	SECTOR DEVIATION	MARKET CAPITALIZATION
Value	Minimal	Small
Blend	Moderate	Mid
Growth	Wide	Large
Quantitative		

Minimum Initial Investment:	\$10,000
Subsequent Investment:	\$1,000
Systematic Investment:	n/a
Distribution Frequency:	Monthly
Assets Under Management (\$M):	\$200.9
Price per Unit:	\$10.56
Inception Date:	October 7, 2010
Value of \$10,000 since inception:	\$13,561
Benchmark Index:	FTSE TMX Can. Univ. Bond (70%) S&P/TSX Composite (25%) FTSE TMX Can. 91 T-Bills (5%)
Management Fee/MER:	0.65% / 0.78%
Portfolio Manager:	Jarislowsky, Fraser Limited
Management Team:	Chris Kresic Bernard Gauthier Charles Nadim

Portfolio Asset Mix (% of Net Assets)



Top Holdings (%)

Province of Ontario, 2.90 %, 2028-06-02	3.94
Government of Canada, 1.00 %, 2027-06-01	2.64
Royal Bank of Canada, 2.03 %, 2021-03-15	2.17
Canadian Imperial Bank of Commerce, 2.90 %, 2021-09-14	1.99
Bank of Montreal, 2.27 %, 2022-07-11	1.96
Canada Housing Trust, 2.35 %, 2027-06-15	1.88
Government of Canada, 2.25 %, 2025-06-01	1.86
Province of Ontario, 1.95 %, 2023-01-27	1.80
Province of Ontario, 2.40 %, 2026-06-02	1.73
Toronto-Dominion Bank	1.61
Total of Top Holdings of the Fund (% of Net Assets):	21.58
Total Number of Securities Held:	145

Sector Allocation (%)

Financials	35.00
Energy	16.49
Industrials	11.51
Consumer Staples	6.58
Information Technology	5.95
Consumer Discretionary	5.64
Utilities	5.28
Telecommunication Services	4.92
Materials	4.05
Health Care	3.47
Real Estate	1.11

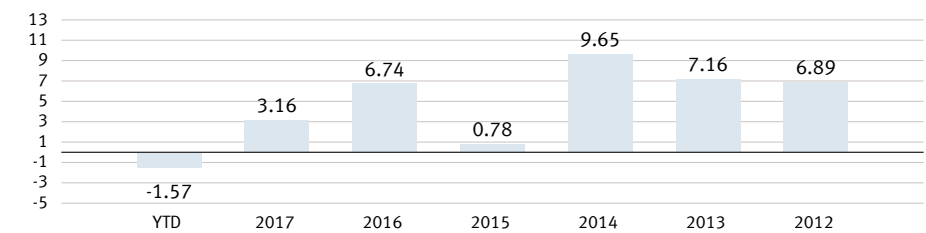
Credit Rating (%)

AAA	15.52
AA	14.32
A	41.39
BBB	28.12

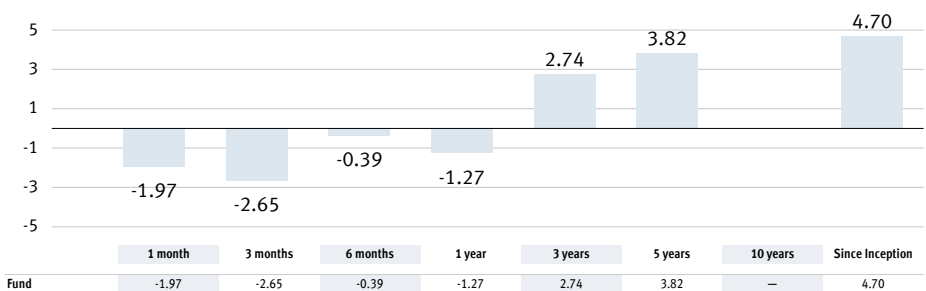
Average Duration (Years)

Average Duration (Years)	6.62
Gross Yield to Maturity (%) ¹	3.37
Gross Current Yield (%) ²	3.22

Annual Returns (%)



Annual Compound Returns (%)



¹ The rate of return anticipated on a bond if it is held until the maturity date expressed as an annual rate. It is assumed that all coupons are reinvested at the same rate.

² Annual income paid by a bond or a stock, expressed as a percentage of its current market price. It does not include any capital gains or losses that may be realized upon maturity.

³ © 2018 Morningstar Research Inc. All rights reserved. Morningstar Ratings reflect performance as of October 31, 2018 and are subject to change monthly. The current annual target distribution rate is 4.00%.

Please carefully read the legal notices contained in the disclosure page.

NBI Jarislowsky Fraser Select Income Fund

Category: Canadian Fixed Income Balanced



Disclosure

NBI Mutual Funds (the "Funds") are offered by National Bank Investments Inc., a wholly owned subsidiary of National Bank of Canada. Commissions, trailing commissions, management fees and expenses all may be associated with investments in the Funds. Please read the prospectus of the Funds before investing. The indicated rates of return are the historical annual compounded total returns which include changes in the value of securities and reinvestment of all distributions and do not take into account sales, redemption, distribution or optional charges or income taxes payable by any unitholder that would have reduced returns. The Funds' securities are not insured by the Canada Deposit Insurance Corporation or by any other government deposit insurer. For money market funds, there can be no assurances that a fund will be able to maintain its net asset value per security at a constant amount or that the full amount of the investment in a fund will be returned. The Funds are not guaranteed, their values change frequently and past performance may not be repeated.

The Morningstar Risk-Adjusted Rating, commonly referred to as the Star Rating, relates the risk-adjusted performance of a fund to that of its category peers. To determine a fund's rating, the fund and its peers are ranked by their Morningstar Risk-Adjusted Returns. If a fund scores in the top 10% of its fund category, it receives five stars (High); if it falls in the next 22.5%, it receives four stars (Above Average); a place in the middle 35% earns a fund three stars (Neutral or Average); those in the next 22.5% receive two stars (Below Average); and the lowest 10% get one star (Low).

The overall Star Rating for a fund is a weighted combination of its three, five, and ten year ratings. If a fund has less than three years' performance history, it is not rated. If it has at least three but less than five years' history, its overall rating is equal to its three-year rating. If it has at least five but less than ten years' history, its overall rating is equal to 60% five-year rating and 40% three-year rating. If it has at least ten years' history, its overall rating is equal to 50% ten-year rating, 30% five-year rating and 20% three-year rating. Morningstar Risk-Adjusted Ratings are recalculated monthly.

© 2018 Morningstar Research Inc. All rights reserved. The information contained herein (1) is proprietary to Morningstar and/or its service providers; (2) may not be copied or distributed; and (3) is not represented or warranted to be accurate, correct, complete or timely. Neither Morningstar nor its content providers are responsible for any damages or losses arising from any use of this information. For greater detail see www.morningstar.ca.